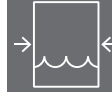


TT-1358 W

Pressurised water temperature control unit

Temperature control system with very high cooling capacity



Water up to 266°F

Heating capacity
81'891 BTU/hr
163'783 BTU/hr

Cooling capacity
180 kW @ 266°F tubular heat exchanger
400 kW @ 158°F plate heat exchanger

Cooling system indirect

Applications: rollers, plates, large consumers



Functions

- Self-optimizing temperature controller with temperature display 1/10°F – steps
- Display in °C to °F and l/min or gal/min
- Digital flow display and monitoring
- Automatic temperature control
- Heating switchable in stages
- Heaters with cascade connection
- Display of system and flow pressure
- Automatic water filling
- Automatic air venting
- Pressure relief

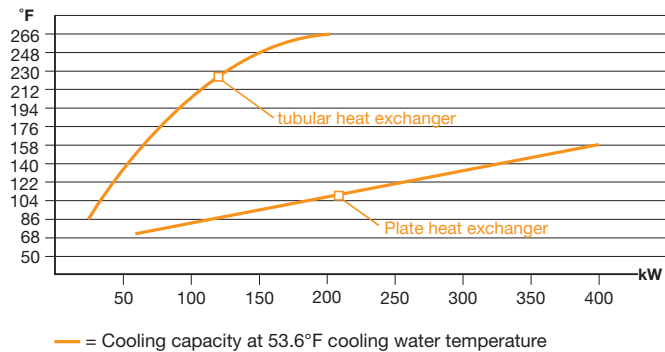
Construction

- High-performance centrifugal pump
- With two cooling systems: tubular and plate heat exchangers
- Limescale free heat exchanger
- All parts in contact with water are made of stainless steel or bronze
- Unit on adjustable feet

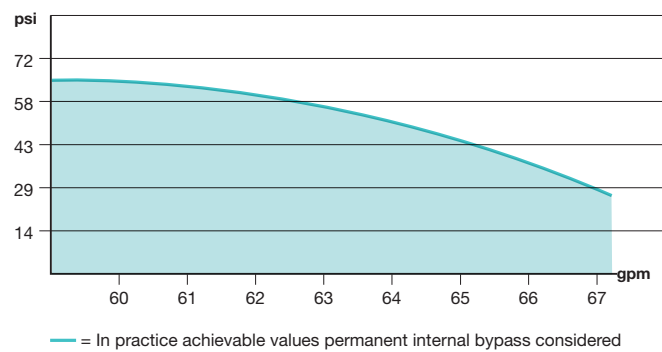
Safety features

- Level control for dry run protection
- Electronic temperature limitation and monitoring in the controller
- Mechanical safety thermostats
- Visual and acoustic fault indications
- Integrated circuit breakers
- Main switch, transformer and motor protection switch

Cooling capacity



Pump capacity



Technical data

Product attribute	Unit	TT-1358 W
Temperature range water	°F	Up to 266°F with water
Temperature control		Self-optimizing, electronic microprocessor controller MP-888 with digital display of the set and actual value. Automatic temperature monitoring.
Flow control		Electronically, with digital display and automatic control of the minimum flow.
Heating capacity	BTU/hr	81'891 BTU/hr 163'783 BTU/hr
Switchable in stages		8/8/8 8/8/8/8/8/8 Automatic switching of the required heating power
Cooling capacity		Increased cooling capacity by switching to the plate heat exchanger Tubular heat exchanger approx. 180 kW at 266°F – see diagram Plate heat exchanger approx. 400 kW at 158°F – see diagram
Pump capacity		
Motor	HP	5.4 HP
Pressure mode		Max. 65 psi / max. 66 gpm - see diagram
Filling		Automatic
Connections		
Medium		Female thread flange DN32
Cooling water		1½" NPT female thread
Dimensions (L×W×H)	inch	67.3×31.1×60.6 inch, incl. adjustable feet
Weight	lbs	Approx. 1169 lbs empty
Colour		Silvergry RAL 7001