

TT-28'500

Chiller

- with switchable heating
- with flow control
- water cooled version available
- optional without tank



Temperature range +50°F up to +104°F

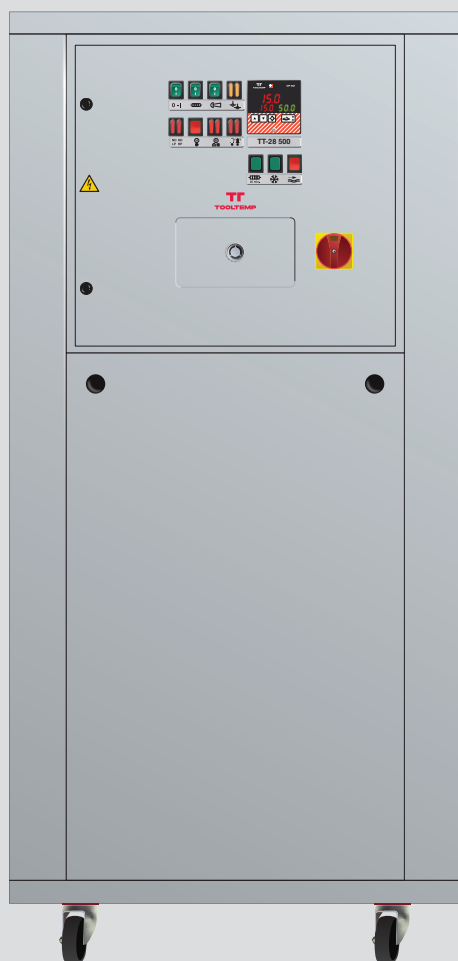
Cooling capacity **8 Rt** nominal

Heating capacity **30'709 BTU/hr**

Pump capacity max 38 gpm, max 73 gpm

Refrigerating agent R-134a

Ambient temperature up to +113°F



Functions

- Self-optimizing temperature controller with temperature display 1/10°F – steps
- Display in °C to or °F and l/min or gal/min
- Digital flow display and monitoring
- Integrated heating
- Automatic or manuell refill

Working principle

- The cooling compressor cools the content of the water tank to a required temperature
- The resultant heat leaves the unit through the cover and the side panels

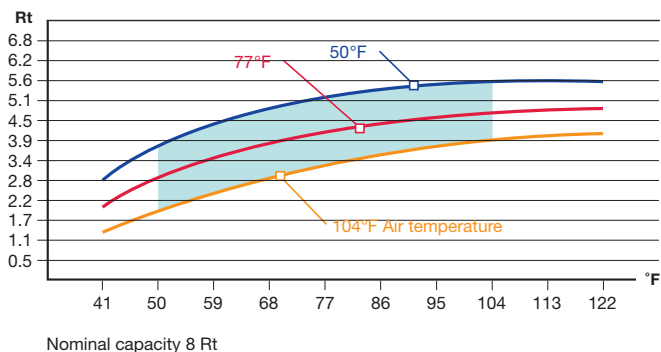
Construction

- Proven pump with mechanical seal
- Long life expectancy due to the electronic control of the compressors operating time
- All parts in contact with water are made of stainless steel or bronze
- Unit on castors

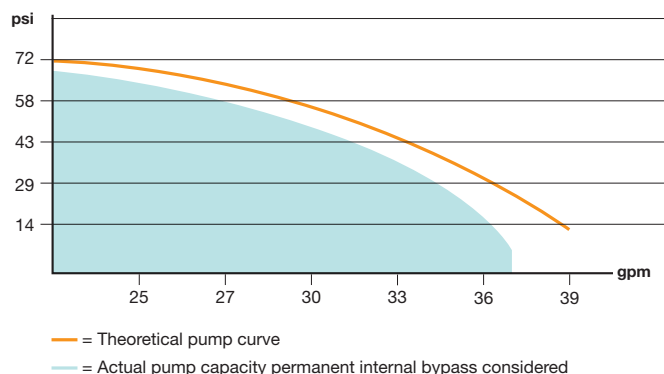
Safety features

- Automatic level control with prewarning at low water level
- Electronic temperature limitation and monitoring in the controller
- Mechanical safety thermostats
- Visual and acoustic fault indications
- Integrated circuit breakers
- Main switch, tansformer and motor protection switch

Cooling capacity



Pump capacity



Technical data

Product attribute	Unit	TT-28'500
Temperature control		Self-optimizing, electronic microprocessor controller MP-888 with digital display of the set and actual value. Automatic temperature monitoring.
Flow control		Electronically, with digital display and automatic control of the minimum flow.
Cooling capacity (Nominal capacity)	Rt	8 Rt - see diagram
Temperature range		
Circulating water	°F	+50°F up to +104°F
Air temperature	°F	+35.6°F up to +113°F
Heating	BTU/hr	30'709 BTU/hr, manual switchable
Content water tank	gal.	Approx. 39.6 gallons
Refrigerating agent		R-134a
Pump capacity		Max. 73 psi / max. 38 gpm - see pump diagram
Compressor		Hermetically sealed
Condenser		Air cooled, air inlet located on the rear, blow out located on the side/top
Air volume		3'355 cfm (not relevant to WK)
Power consumption	kW	Approx. 11,3 kW (heating mode approx. 11,3 kW, cooling mode approx. 6 kW)
Connections		
To/from mould		1" NPT female thread
Automatic water refill		3/8" NPT female thread
Drainage		1/2" NPT female thread
Cooling water		
Inlet		3/4" NPT female thread (only at WK water-cooled)
Outlet		1" NPT female thread (only at WK water-cooled))
Dimensions (LxWxH)	inch	43.3x31.1x65.4 inch, incl. castors
Noise level (in 9.8 feet distance)	dBA	68 dBA
Weight	lbs	728 lbs empty
Colour		Silvergrey RAL 7001, optional: stainless steel housing case, not varnished

TT-28'500 WK: The same model is also available as a water cooled version.

Required cooling water: min. 21.7 psi water pressure

With cooling tower water (approx. 86°F) approx. 7.9 - 13.2 gpm cooling water consumption

With tap water (approx. 50 - 59°F) approx. 5.2 - 6.6 gpm cooling water consumption