

# TT-14'500 H

## Chiller

Air-cooled chiller

- with switchable heating
- with flow control
- water cooled version available



Temperature range +10°C up to +40°C


Cooling capacity **14 kW** nominal

Heating capacity **6 kW**

Pump capacity 55 l/min; max. 6.5 bar

Refrigerating agent R-134a

Ambient temperature up to +45°C



## Functions

- Self-optimizing temperature controller with temperature display 1/10°C – steps
- Display in °C to or °F and l/min or gal/min
- Digital flow display and monitoring
- Integrated heating
- Automatic or manual refill

## Working principle

- The cooling compressor cools the content of the water tank to a required temperature
- The resultant heat leaves the unit through the rear and the side panels

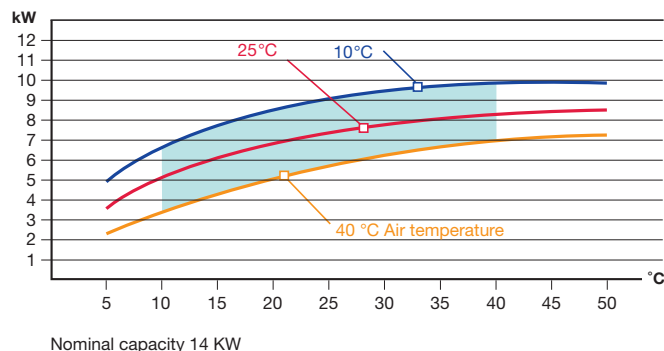
## Construction

- Submersible sealless pump made from bronze
- Long life expectancy due to the electronic control of the compressors operating time
- All parts in contact with water are made of stainless steel or bronze
- Unit on castors

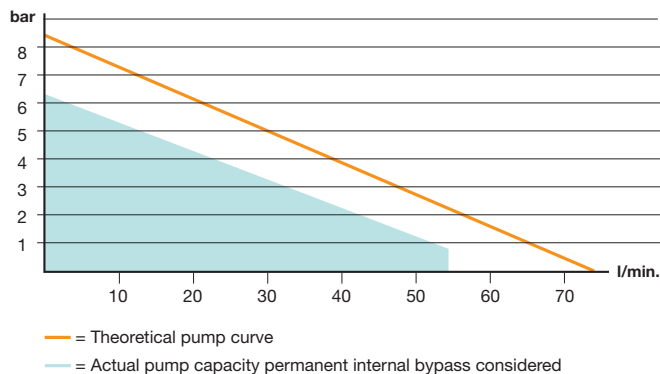
## Safety features

- Automatic level control with prewarning at low water level
- Electronic temperature limitation and monitoring in the controller
- Mechanical safety thermostats
- Visual and acoustic fault indications
- Integrated circuit breakers
- Main switch, transformer and motor protection switch

## Cooling capacity



## Pump capacity



## Technical data

Product attribute	Unit	TT-14'500 H
Temperature control		Self-optimizing, electronic microprocessor controller MP-888 with digital display of the set and actual value. Automatic temperature monitoring.
Flow control		Electronically, with digital display and automatic control of the minimum flow.
Cooling capacity (Nominal capacity)	kW	14 kW – see diagram
Temperature range		
Circulating water	°C	+10°C up to +40°C
Air temperature	°C	+2°C up to +45°C
Heating	kW	6 kW, manual switchable
Content water tank	l	Approx. 50 l
Refrigerating agent		R-134a
Pump capacity		Max. 8,5 bar / max. 75 l/min - see pump diagram
Compressor		Hermetically sealed
Condenser		Air cooled, air inlet located on the front, blow out located on the side/rear
Air volume		2'850 m <sup>3</sup> /h (not relevant to WK water-cooled)
Power consumption	kW	Approx. 8 kW (heating mode approx. 8 kW, cooling mode approx. 5 kW)
Connections		
To/from mould		¾" BSP female thread
Automatic water refill		¾" BSP female thread
Drainage		¾" BSP female thread
Cooling water (WK)		
Inlet		¾" BSP female thread (only at WK water-cooled)
Outlet		¾" BSP female thread (only at WK water-cooled)
Dimensions (LxWxH)	mm	950x660x1'300 mm, incl. castors
Noise level (in 3 m distance)	dBA	68 dBA
Weight	kg	190 kg empty
Colour		Silvergrey RAL 7001, optional: stainless steel housing, not varnished

**TT-14'500 WK:** The same model is also available as a water cooled version.

Required cooling water: min. 1.5 bar water pressure

With cooling tower water (approx. 30°C) approx. 20 - 40 l/min cooling water consumption

With tap water (approx. 10 - 15°C) approx. 10 - 20 l/min cooling water consumption